



# Bench Seating

For a complete changing room area, Cubicle Centre can now supply made-to-measure bench seating.

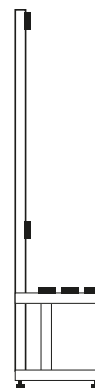
Standard benching consists of 40mm x 40mm mild steel tubing, zinc plated (inside and outside) prior to powder coating for improved corrosion protection.

Available in either RAL 9005 Black or RAL 9006 Light Grey finish with a choice of 32mm beech slats or 13mm compact grade laminate for seating.

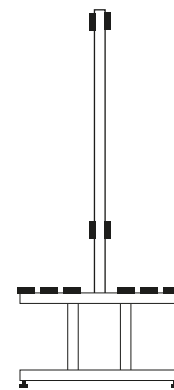
Contact us today for a quote.

**Phone** (01924) 457600

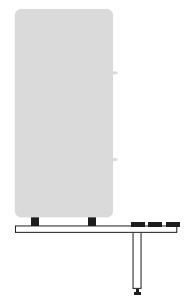
**Email** [sales@washroomcubicles.co.uk](mailto:sales@washroomcubicles.co.uk)



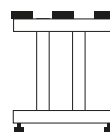
Single Island



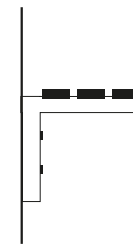
Double Island



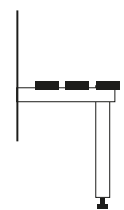
Locker



Single



Cantilever



Wall-Mount