

Case Study



Location **Pillaton Hall Farm**
Cubicle System **Cairngorm**
Manufacturer **Cubicle Centre**
Website **www.washroomcubicles.co.uk**



A beautifully picturesque site spread over 10 acres in the heart of Staffordshire countryside, set against the backdrop of a working farm.

Cubicle Centre was the chosen washroom manufacturer for the site, specifying the highly popular Cairngorm range for the campsite and chosen for its durability and waterproof qualities, both essential when fitting out a high traffic washroom. Matching vanity units were also manufactured in Compact Grade Laminate and practical bench seating was additionally supplied as part of the project.

Everyone knows how important a high standard of washroom facilities is to the success of a caravan park or campsite. To this end Dave


Pearce, owner of Pillaton Hall Farm, chose to project manage the installation of his new, purpose built toilet and shower block himself thus ensuring the attention to detail required from the ground up.

Cubicle Centre is a leading manufacturer of washroom panel products in the UK.

An extensive range of toilet cubicles and washroom systems are available on a manufacture and supply basis - all designed to allow for simple installation by any competent tradesperson.

Tel: 01924 457600
Email: sales@washroomcubicles.co.uk
Twitter: @CubicleCentre

See all our case studies at www.washroomcubicles.co.uk/case-studies





Main Image: Row of Cairngorm toilet cubicles manufactured in CGL

This Page

Left: Inside the Cairngorm cubicle

Top: Vanity unit with splash back

Above: Drop down vanity unit for junior guests





This Page

Top Left: Urinals with Banian Bianchi divider

Top Right: Cairngorm Cubicle leg detail

Above: Vanity unit with CGL splashback, in Banian Bianchi

Left: Shower cubicle with CGL divider

Opposite Page

Top: Bench seating wall mounted with matching coat hook panel.

Bottom: Island bench seating with matching vanity counter and vanity sink units with privacy screens



“ We were pleased with the completed washrooms in our new facilities block. Our customer feedback, since the opening has been amazing.

The Cubicle Centre were a pleasure to deal with from the start of the project to the completion. Very helpful staff and could not do enough to help.

David Pearce
Pillaton Hall Farm Campsite



Top Left: Cairngorm shower cubicles

Left: Inside the enlarged WC cubicle

Above Middle: Door lock and hinge detail showing the contrasting wood effect finishes

Above: Vanity unit with CGL splashback, in Banian Blanci

Bench Seating

Manufacturer

Cubicle Centre, Caldervale Business Park, Ravensthorpe,
West Yorkshire, WF13 3JL
Tel: (01924) 457600 Twitter: @CubicleCentre
Email: sales@washroomcubicles.co.uk

Specification

Bench iron height: 425mm

Bench seat depth: 300mm (636mm for double island bench seat)

Bench Seat width to suit requirements

Materials

Bench irons

40mm x 40mm mild steel tubing, zinc plated inside and outside prior to powder coating.

Available in either RAL 9005 Black or RAL 9006 Light Grey

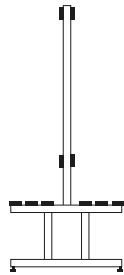
Seating

32mm Beech Slats with a laquered finish
or CGL solid seat to complement cubicles

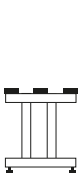
Choice of configuration



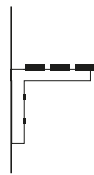
Single Island



Double Island



Single



Cantilever



Wall/Floor mount



Cairngorm



Manufacturer

Cubicle Centre, Caldervale Business Park, Ravensthorpe,
West Yorkshire, WF13 3JL
Tel: (01924) 457600 Twitter: @CubicleCentre
Email: sales@washroomcubicles.co.uk

Specification

Overall cubicle height: 1955mm including a 155mm floor clearance

Doors: 13mm Compact Grade Laminate (CGL) Banian Norchi

Partitions: 13mm Compact Grade Laminate (CGL) with Banian Bianchi

Colour options

Cairngorm is available in a wide range of colours, visit www.washroomcubicles.co.uk for full details

Standard Size Guide

Overall height:	1955mm
Partition height:	1800mm
Partition depth:	1500mm (standard)
Door width:	600mm
Door opening:	550mm
Start / End Fascia:	150mm
Middle Fascia:	300mm
Floor clearance:	155mm

